

Year: XIX

ISSUE: 185

Volume: 235

Nepal Telecommunications Authority

Telecommunication Indicators

Jestha, 2081 (May 14– June 14, 2024)

P.O. Box No. 9754
Jamal, Kathmandu, Nepal
Phone No.: +977-1-5355474
Fax No.: +977-1-5355250
E-mail: ntra@nta.gov.np, info@nta.gov.np
Website: www.nta.gov.np

Published on
Jestha, 2081

Table of Contents

1.	Voice Telephony	3
1.1	Subscription of Voice Telephony Service.....	3
1.2	Service wise Market Proportion of Voice Service (Based on Subscription)	4
1.3	Operator-wise Market Proportion of Voice Service (Based on Sim Subscription)	5
1.4	Population Penetration (%) of Voice Service (Based on Subscription).....	6
2.	Internet Service	7
2.1	Subscription of Broadband Internet Service	7
2.2	Market Proportion of Data Service (Technology-wise).....	8
2.3	Market Proportion of Mobile Broadband Service (Based on Sim Subscription).....	9
2.4	Population Penetration of Broadband Service (Based on Subscription).....	10
2.5	List of Top Twenty Internet Service Providers (Based on Number of subscriber-Fixed Broadband).....	11
2.6	Market proportion of Fixed Broadband service (Operator-wise).....	12
2.7	Technology used in Broadband Service.....	13

1. Voice Telephony

1.1 Subscription of Voice Telephony Service

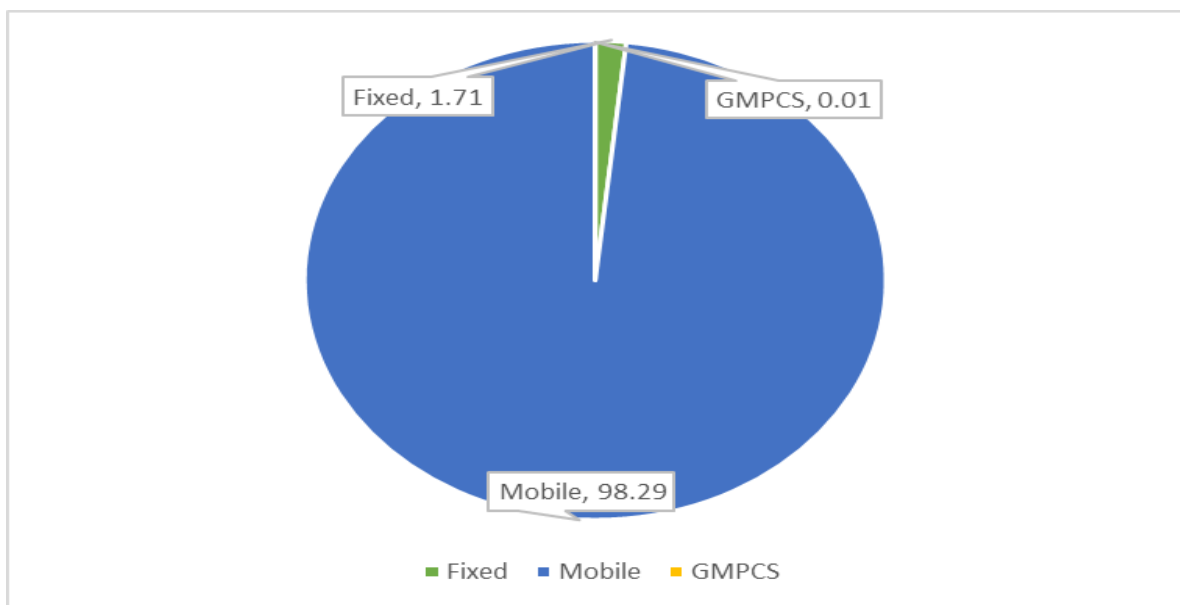
Operator	Service	Technology	Total	
Nepal Doorsanchar Company Ltd.	Fixed	PSTN	252669	614,828
		FTTH Voice	362159	
		VSAT	0	
		WLL#		
Ncell Axiata Ltd.	Mobile	CDMA		35440442
		GSM/IMT	22267885	
		GSM/IMT	13172557	
Others	GMPCS	GMPCS	2986	2,986
Total				36,058,256

Population Projection (2011-2031): 2,91,64,578 (Source: cbs.gov.np)

CDMA/ WLL service phased out by Nepal Telecom from Shrawan, 2080.

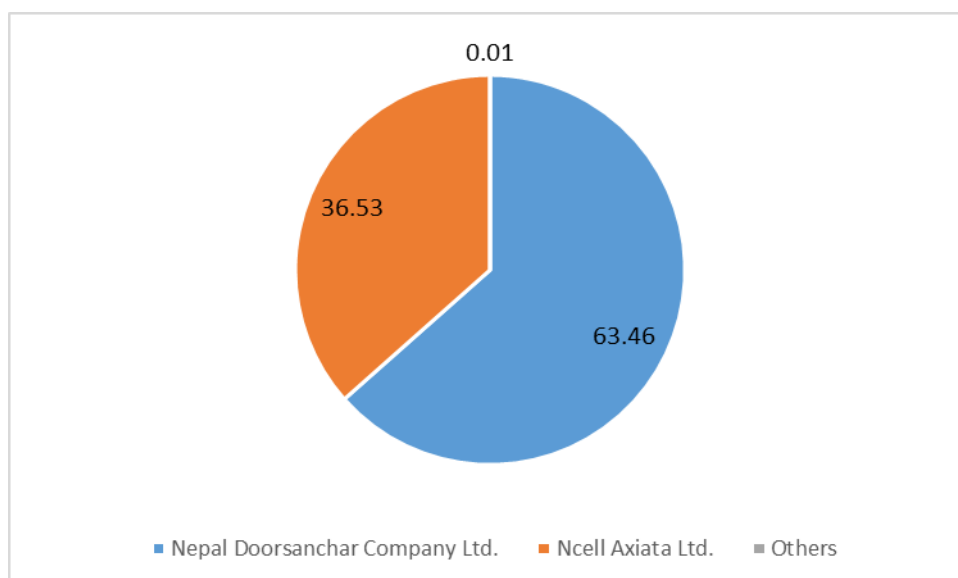
1.2 Service wise Market Proportion of Voice Service (Based on Subscription)

Voice Telephony Service	Number of Subscriber	Market Proportion (%)
Fixed	614828	1.71
Mobile	35440442	98.29
GMPCS	2986	0.01
Total	36058256	100.00



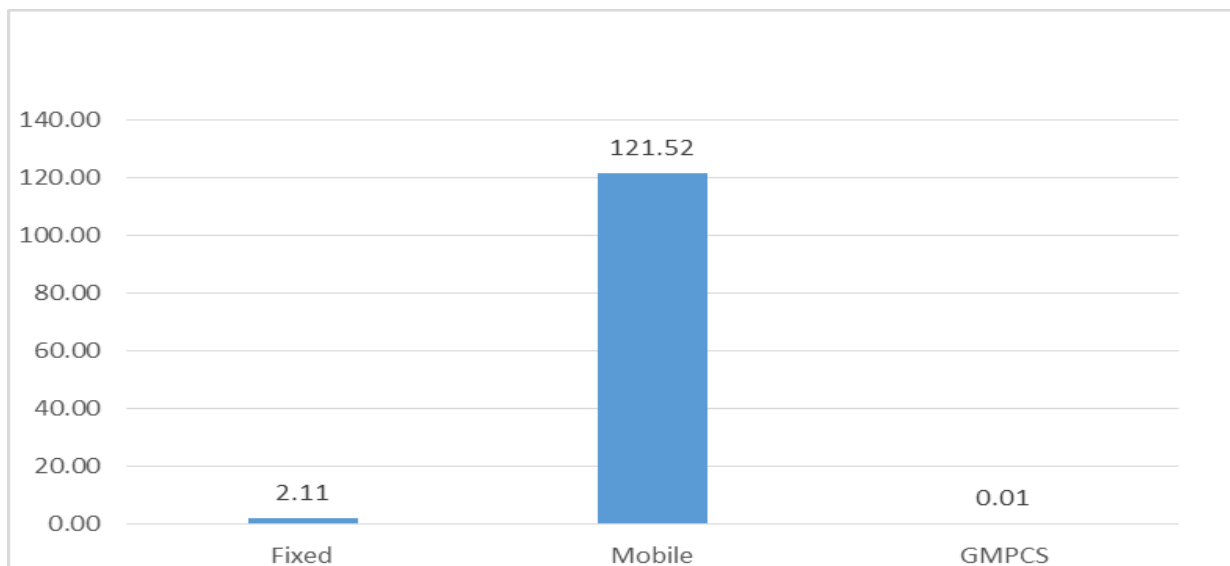
1.3 Operator-wise Market Proportion of Voice Service (Based on Sim Subscription)

Operator	Number of Subscriber	Market Proportion (%)
Nepal Doorsanchar Company Ltd.	22882713	63.46
Ncell Axiata Ltd.	13172557	36.53
Others	2986	0.01
Total	36058256	100.00



1.4 Population Penetration (%) of Voice Service (Based on Subscription)

Voice Telephony Service	Number of Subscriber	Population Penetration (%)
Fixed	614828	2.11
Mobile	35440442	121.52
GMPCS	2986	0.01
Total	36058256	123.64



2. Internet Service

2.1 Subscription of Broadband Internet Service

Services		Users			Total
		Nepal Doorsanchar Company Ltd.	Ncell Axiata Ltd.	ISPs	
Fixed Broadband (Wired)	ADSL/ Cable	6,320	-	536	6,856
	FTTH	305,908	-	2,589,181	2,895,089
Fixed Broadband (Wireless)	Radio (WIFI)	-	-	6,363	6,363
Mobile Broadband	2G	1,466,770			1,466,770
	3G	5643302	1,726,867	-	7,370,169
	4G	15157813	7,314,628	-	22,472,441
	EVDO				-
Total		22,580,113	9,041,495	2,596,080	34,217,688

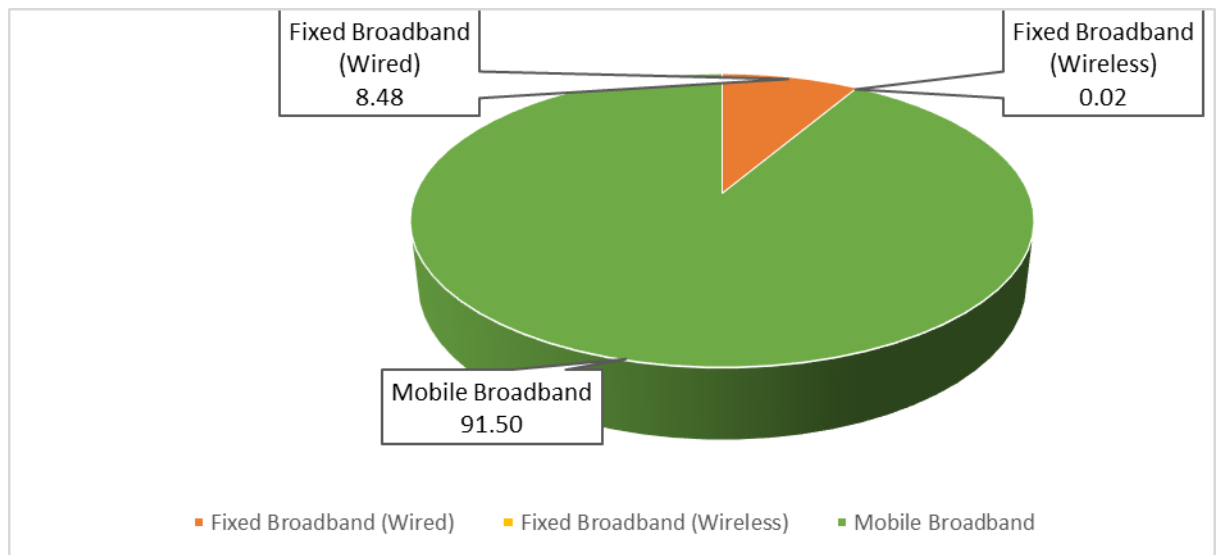
Note: Data/Internet Service through GPRS Service is excluded in Broadband subscription.

1 Connection equal to 4.37 subscribers for fixed broadband (Source: cbs.gov.np)

EVDO service phased out by Nepal Telecom from Shrawan, 2080.

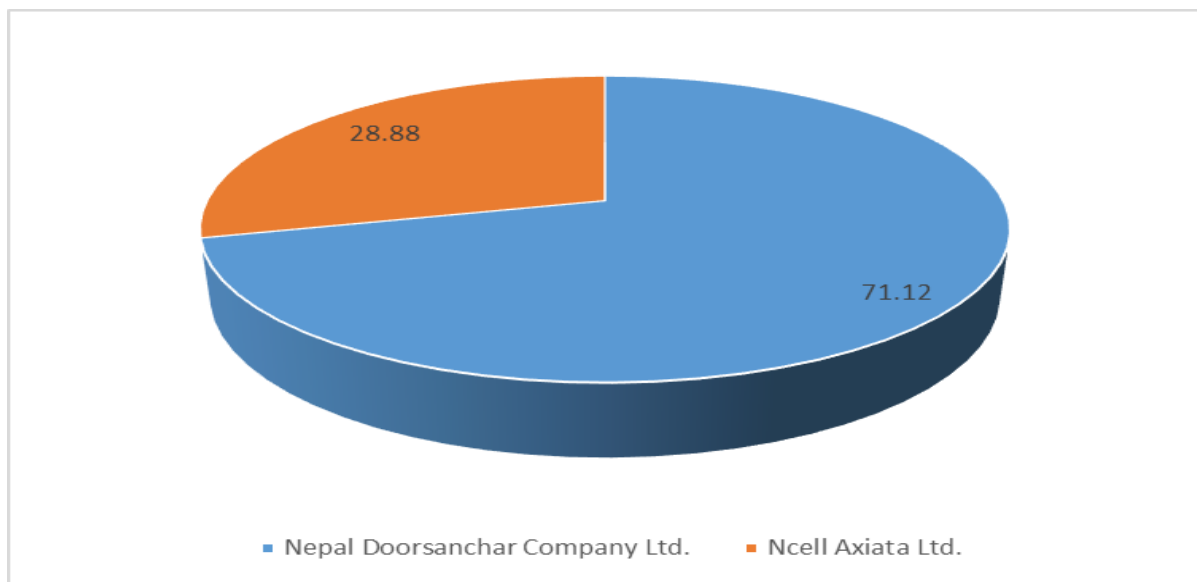
2.2 Market Proportion of Data Service (Technology-wise)

Broadband Services	Number of Subscription	Market Proportion (%)
Fixed Broadband (Wired)	2901945	8.48
Fixed Broadband (Wireless)	6363	0.02
Mobile Broadband	31309380	91.50
Total Broadband Service	34217688	100.00



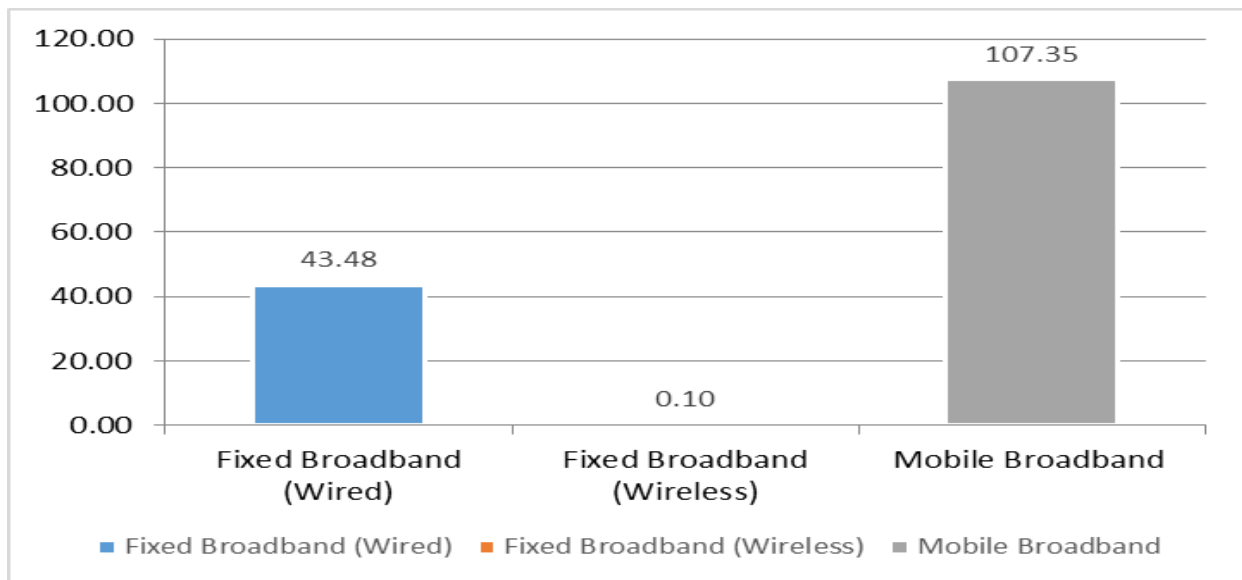
2.3 Market Proportion of Mobile Broadband Service (Based on Sim Subscription)

Operator	Number of Subscription	Market Proportion (%)
Nepal Doorsanchar Company Ltd.	22267885	71.12
Ncell Axiata Ltd.	9,041,495	28.88
Total	31309380	100.00



2.4 Population Penetration of Broadband Service (Based on Subscription)

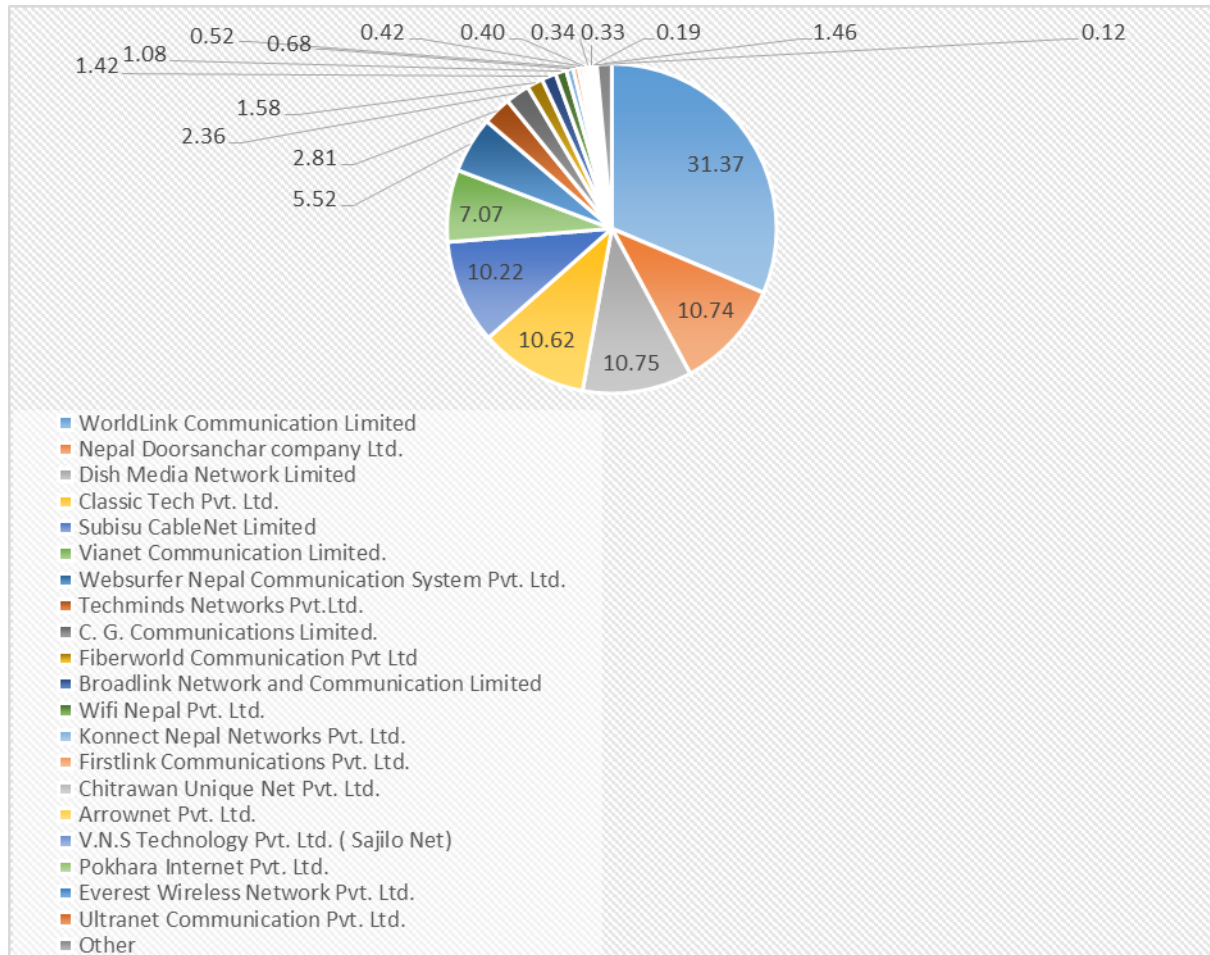
Broadband Services	Number of Subscription	No.of Population	Population Penetration(%)
Fixed Broadband (Wired)	2901945	12681500	43.48
Fixed Broadband (Wireless)	6363	27806	0.10
Mobile Broadband	31309380	31309380	107.35
Total	34217688	44018686	150.93



2.5 List of Top Twenty Internet Service Providers (Based on Number of subscriber-Fixed Broadband)

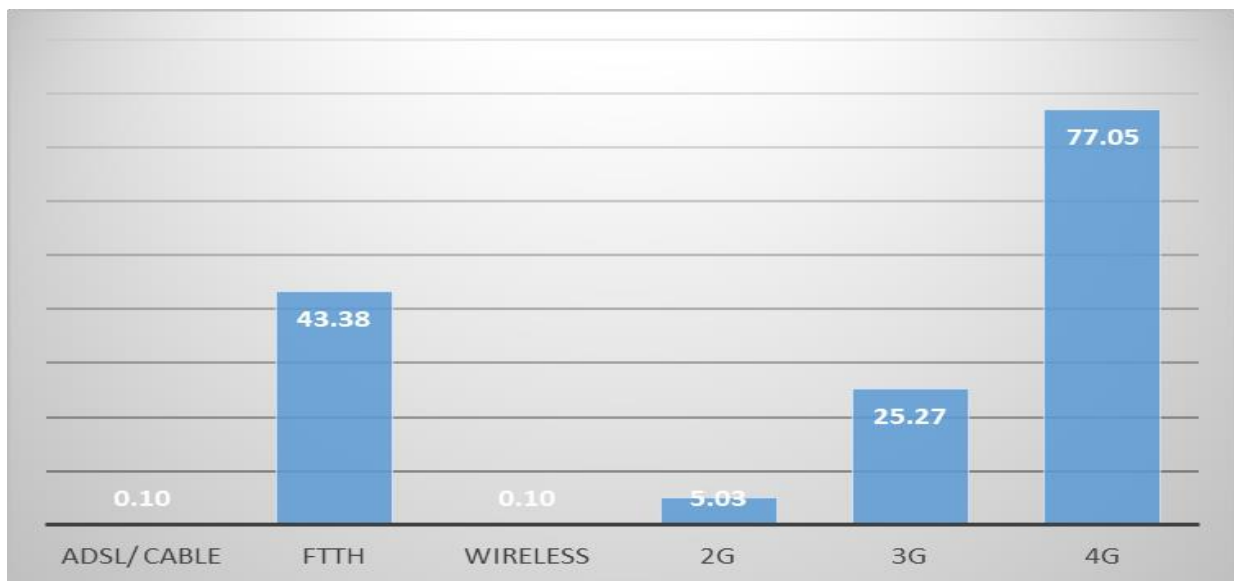
S.no.	Operator	Fiber	ADSL/ Cable	Wireless	Total	Market Share (in %)
1	WorldLink Communication Limited	911750	531	15	912296	31.37
2	Nepal Doorsanchar company Ltd.	305908	6320	0	312228	10.74
3	Dish Media Network Limited	312613	0	0	312613	10.75
4	Classic Tech Pvt. Ltd.	308152	0	703	308855	10.62
5	Subisu CableNet Limited	295328	5	1979	297312	10.22
6	Vianet Communication Limited.	205655	0	0	205655	7.07
7	Websurfer Nepal Communication System Pvt. Ltd.	158410	0	2040	160450	5.52
8	Techminds Networks Pvt.Ltd.	81528	0	269	81797	2.81
9	C. G. Communications Limited.	68558	0	0	68558	2.36
10	Fiberworld Communication Pvt Ltd	45850	0	0	45850	1.58
11	Broadlink Network and Communication Limited	41049	0	142	41191	1.42
12	Wifi Nepal Pvt. Ltd.	31533	0	0	31533	1.08
13	Konnect Nepal Networks Pvt. Ltd.	19901	0	0	19901	0.68
14	Firstlink Communications Pvt. Ltd.	15019	0	0	15019	0.52
15	Chitrawan Unique Net Pvt. Ltd.	12084	0	0	12084	0.42
16	Arrownet Pvt. Ltd.	11718	0	0	11718	0.40
17	V.N.S Technology Pvt. Ltd. (Sajilo Net)	9881	0	0	9881	0.34
18	Pokhara Internet Pvt. Ltd.	9687	0	28	9715	0.33
19	Everest Wireless Network Pvt. Ltd.	4719	0	933	5652	0.19
20	Ultranet Communication Pvt. Ltd.	3559	0	50	3609	0.12
21	Other	42187	0	204	42391	1.46
Total		2895089	6856	6363	2908308	100.00

2.6 Market proportion of Fixed Broadband service (Operator-wise)



2.7 Technology used in Broadband Service

Technology	Number of user	Population Penetration Proportion (%)
ADSL/ Cable	29961	0.10
FTTH	12651539	43.38
Wireless	27806	0.10
2G	1466770	5.03
3G	7370169	25.27
4G	22472441	77.05
Total	44018686	150.93



Contact:

Nepal Telecommunications Authority

Jamal, Kathmandu

Phone No.: +977-1-5355474

Fax No.: +977-1-5355250

E-mail: info@nta.gov.np, ntra@nta.gov.np